INEA, Roma, 16 Dicembre 2014

Clean Development Mechanism(CDM):

i progetti forestali Made in Italy

Giulia Corradini
Dip. Tesaf
Università degli studi di Padova

Cos'è il CDM?

Nel KP, il CDM è un meccanismo che permette ai paesi industrializzati di compiere progetti nei PVS per guadagnare crediti di "emissione certificata di riduzione" (CER) (= 1 tCO2eq).

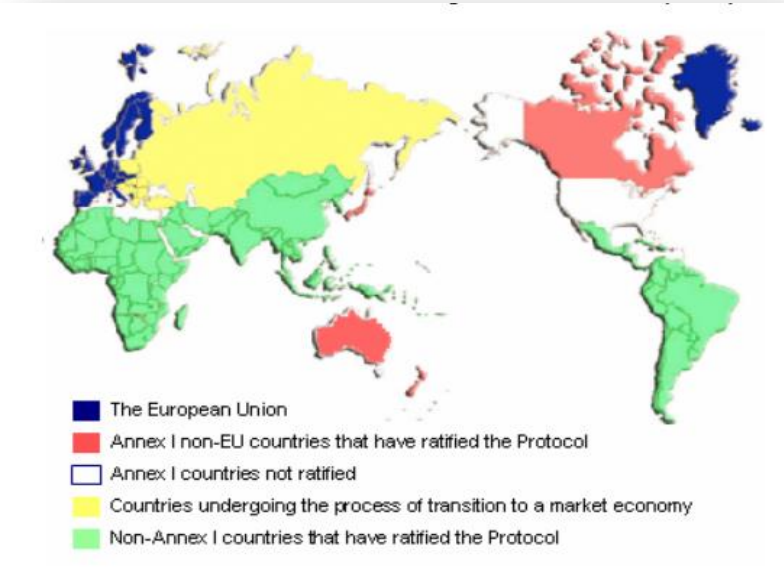

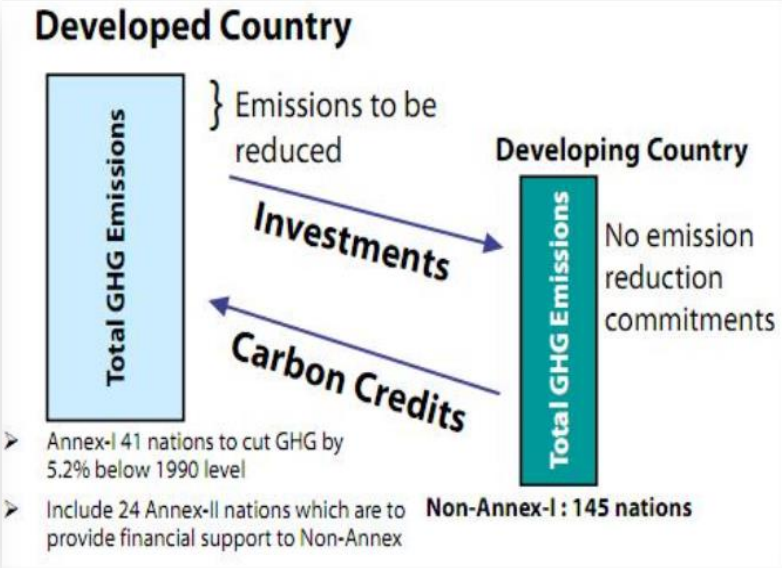

Che obiettivi ha?

Riduzione di emissioni

Sviluppo sostenibile

Assistere I paesi in via di sviluppo nel raggiungimento di uno sviluppo sostenibile

In che settori?

Centinaia di metodologie

Settore forestale

AFFORESTATION

Planting trees in areas that have never been forested. Using mixed native species on degraded lands, while not converting healthy non-forest ecosystems such as grasslands, can maximize environmental benefits.

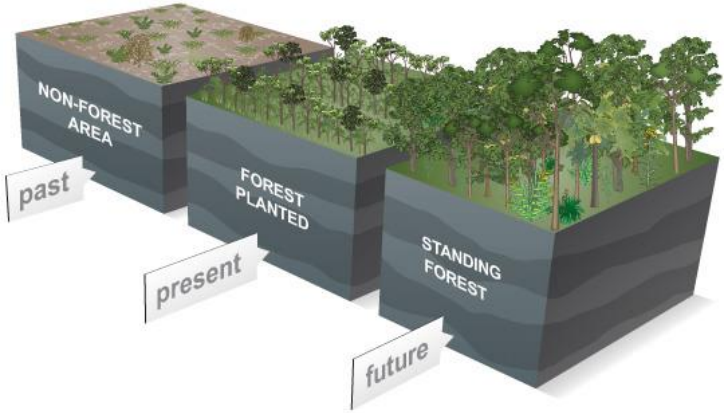

REFORESTATION

Forests are restored in areas where they were previously cleared or burned for agriculture or other uses. Planting mixed native species in order to restore the natural ecosystem can maximize environmental benefits.

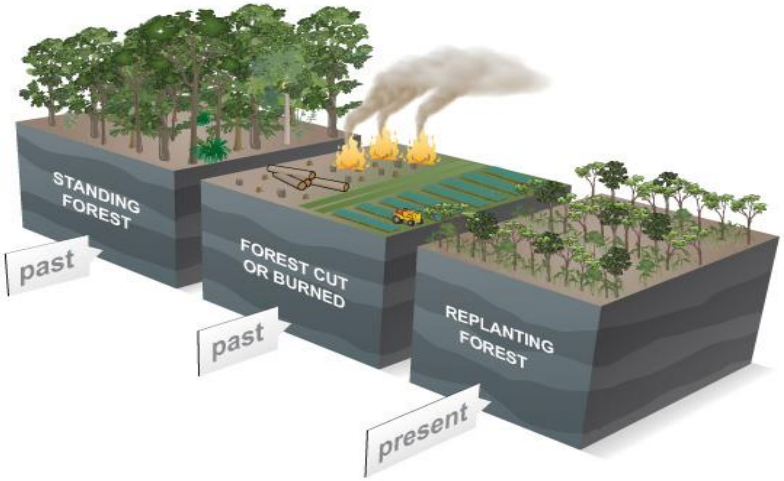

REDD+

REDD+ helps to mitigate climate change through forests, and provides social and environmental benefits. It includes these essential components: creating incentives for not clearing standing forests, maintaining and expanding forest cover, sustainably managing forest and recovering degraded lands.

Finora un buon successo..

- Circa 7,500 progetti in più di 90 paesi
- Più di 1.4 miliardi di CER (UNFCCC ,2014).

..NON nel settore forestale

- Numero limitato: solo 55.
- Ragioni:
  - complessità nella preparazione, alti costi di transazione (UNFCCC, 2013b, Jindal et al., 2008; Thomas et al., 2010).
  - A/R unica tipologia progettuale
  - Esclusione dall'Emission Trading Scheme (Carbon Mechanism Review, 2013; UNFCCC, 2013b).

Obiettivo: analizzare i progetti italiani

- Quanti, dove, che caratteristiche hanno (superficie, metodologie usate)
- In che modo raggiungono gli obiettivi?

Riduzione emissioni CO_2

Sviluppo sostenibile

Metodologia

Riduzione emissioni CO2

Sviluppo sostenibile

Dati da database UNFCCC, Project Design Documents (PDDs) e Monitoring Reports (MRs).

Dimension	Indicator	Description
Economic	Stimulation of the local economy including job creation and poverty alleviation	Economic improvements for the population through: direct or indirect job creation or retention of jobs, during the operation and construction phases; domestic or community cost savings; poverty reduction; financial benefits of the project for the national economy of the host country; enhancement of local investment and tourism; improvement of trade balance for the country; reinvestment of clean development mechanism proceeds into the community; creation of tax revenue for the community
	Development and diffusion of technology	Development, use, improvement and/or diffusion of a new local or international technology, international technology transfer or development of an in-house innovative technology
	Improvement to infrastructure	Creation of infrastructure (e.g. roads and bridges) and improved service availability (e.g. health centres and water availability)
Environment	Reduction of pollution	Reducing gaseous emissions other than greenhouse gases, effluents, and odour and environmental and noise pollution; and enhancing indoor air quality
		as fossil fuels, or of renewable resources such as: soil and soil fertility; biodiversity (e.g. genetic diversity, species, alteration or preservation of habitats existing within the project's impact boundaries and depletion level of renewable stocks like water, forests and fisheries); water, availability of water and water quality
Social	Improvement of health and safety	Im[illegible] o factors impacting health and safety, and/or ch[illegible] s of society; improved human rights
	Engagement of local population	Community or local/regional involvement in decision-making; respect and consideration of the rights of local/indigenous people; promotion of social harmony; education and awareness of local environmental issues; professional training of unskilled workers; reduction of urban migration
	Promotion of education	Improved accessibility of educational resources (reducing time and energy spent by children in collecting firewood for cooking, having access to electricity to study at night, and supplementing other educational opportunities); donating resources for local education
	Empowerment of women, care of children and the frail	Provision of and improvements in access to education and training for young people and women; enhancement of the position of women and children in society

Approccio UNFCCC (2012a): analisi dei testi, secondo 10 indicatori, economici, ambientali e sociali (input from Luz Fernandez; Alexeew, et al., 2010; Huq, 2002; Nussbaumer, 2009; Olsen and Fenhann, 2007; Sutter and Parreño 2007; and Sterk et al., 2009)

«Come», non «quanto»

Risultati

16 progetti➔ quasi 1/3 dei progetti internazionali

Internazionale

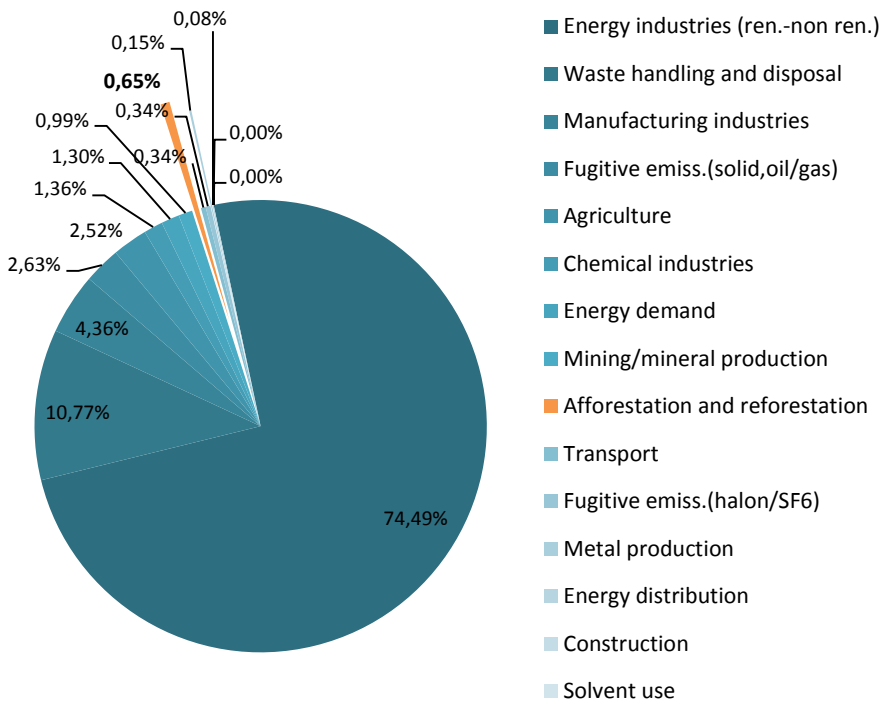

Italia

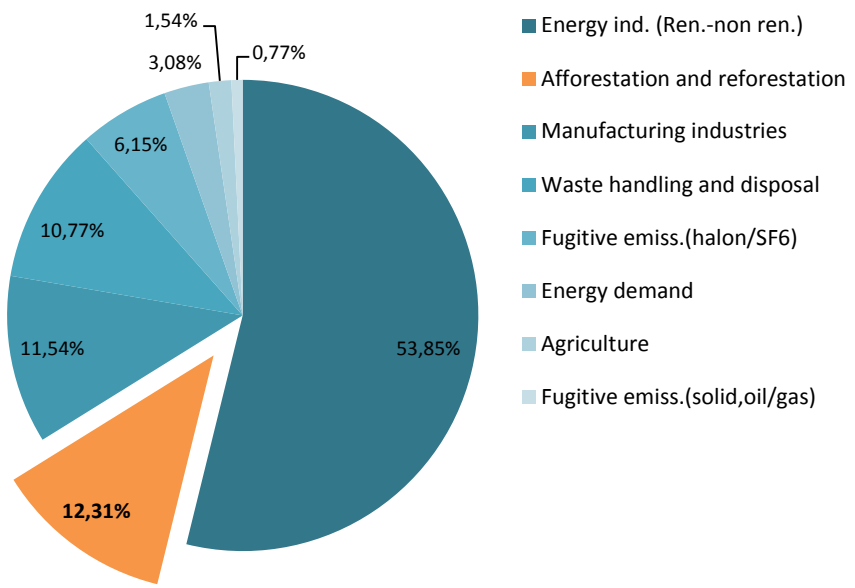

Fig 1:Distribuzione dei progetti secondo il settore (intarnazionale e Italia)



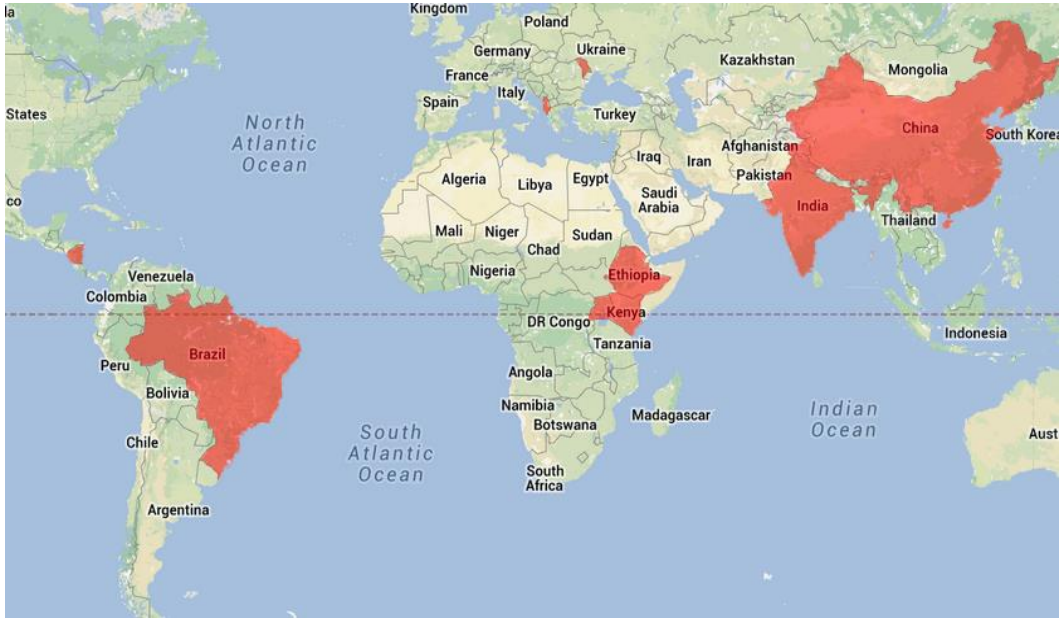

Fig 2:Paesi ospitanti i progetti

La superficie piantata è di 64,777 ha, più di quella del PSR nazionale 2007-2013.

Più del 70% è dovuto a 3 progetti, in Brasile e Moldavia

Fig. 3 Distribuzione delle superfici secondo il paese ospitante

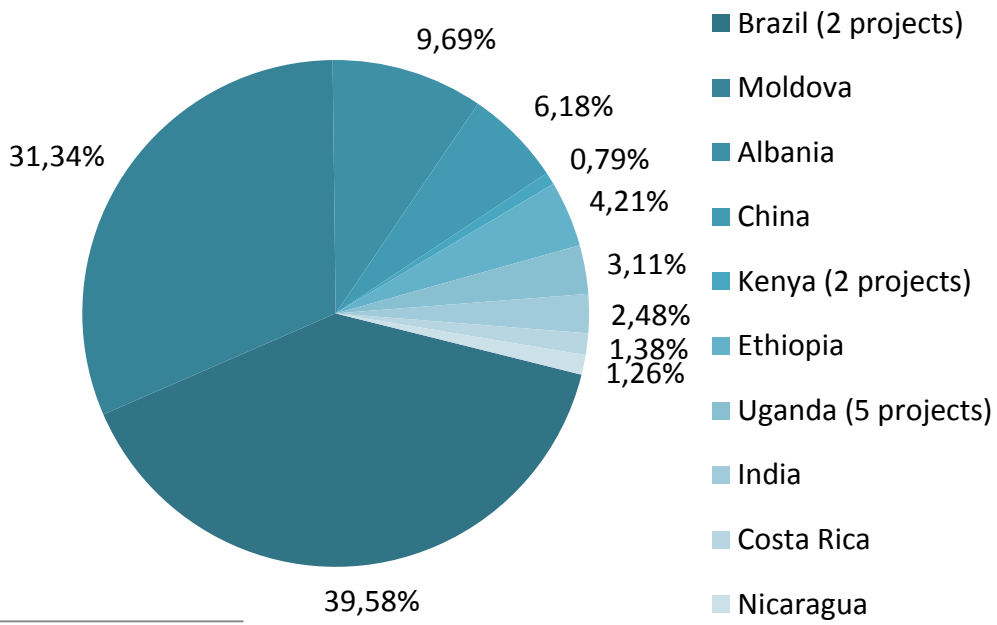

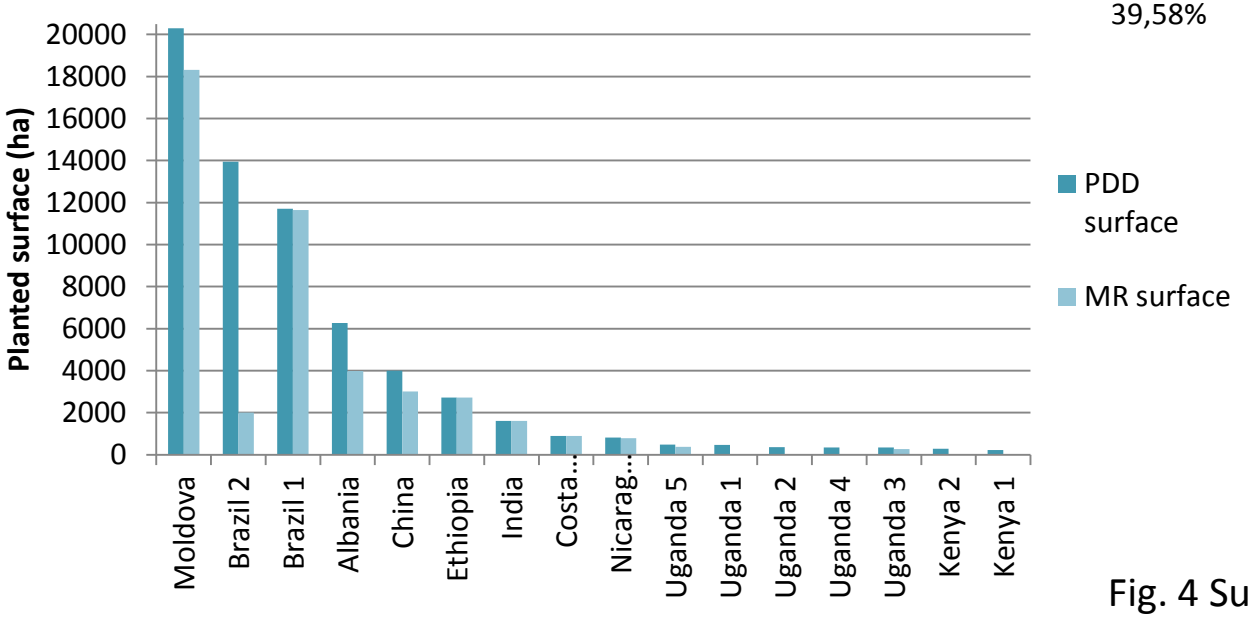

Però si possono riscontrare anche problemi

Fig. 4 Superfici secondo I PDD e I MR

Specie utilizzate

56.28 % = a 36,456.46 ha, sono stati piantati con specie non-native.
6 progetti esclusivamente con esotiche.

Eucaliptus spp

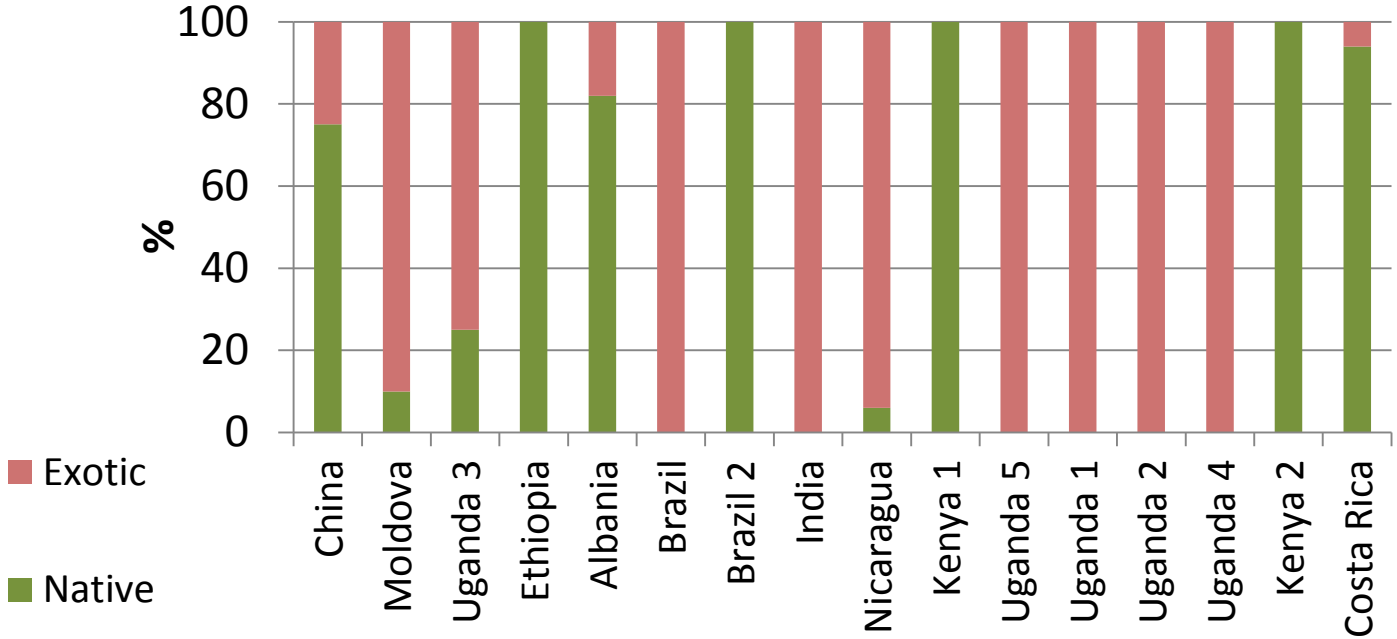

Pinus nigra

Pinus caribaea var. hondurensis

Robinia pseudoacacia

Gleditschia triachantos

Sophora japonica

Elaeagnus angustifolia

Riduzione di emissioni

In totale, la riduzione di emissioni stimata per anno= 555,927 tCO_2 eq .

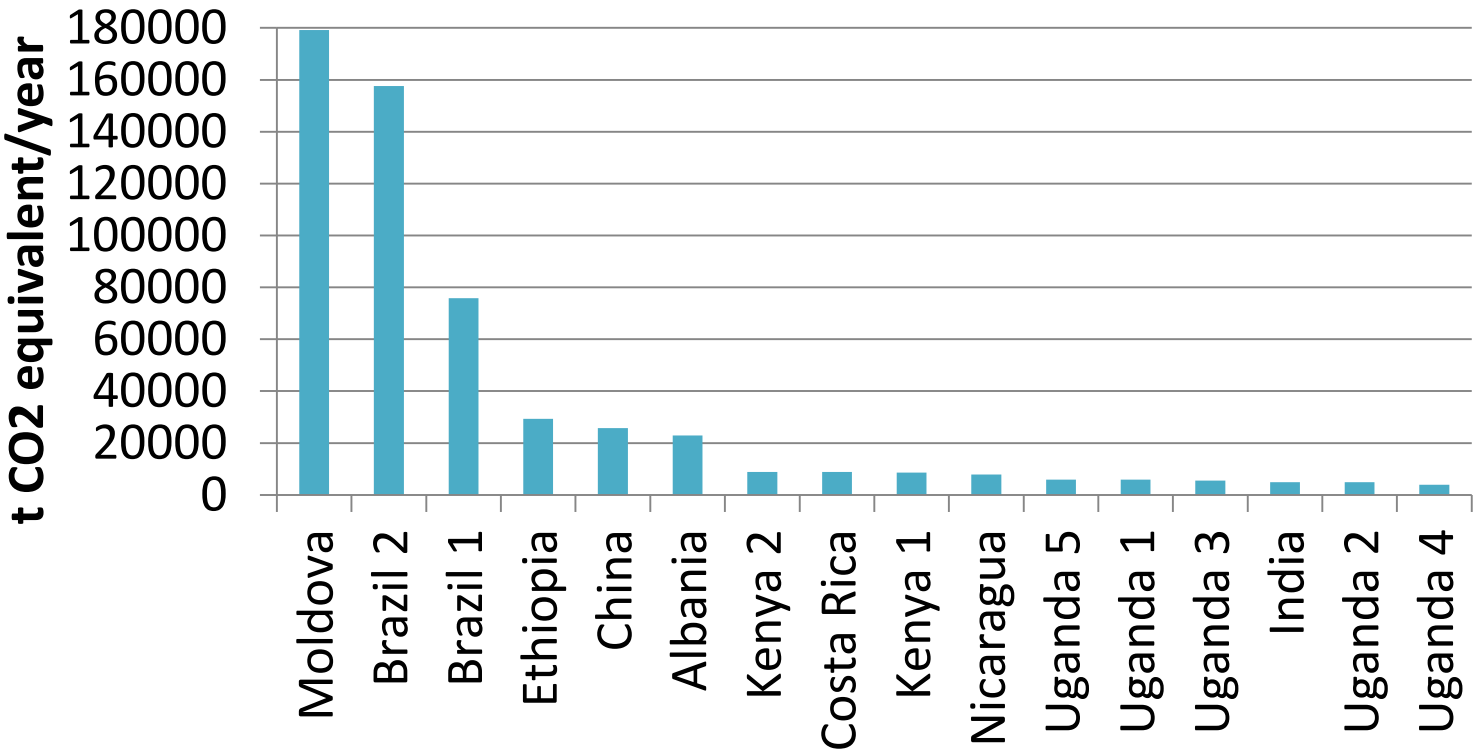

Sviluppo sostenibile

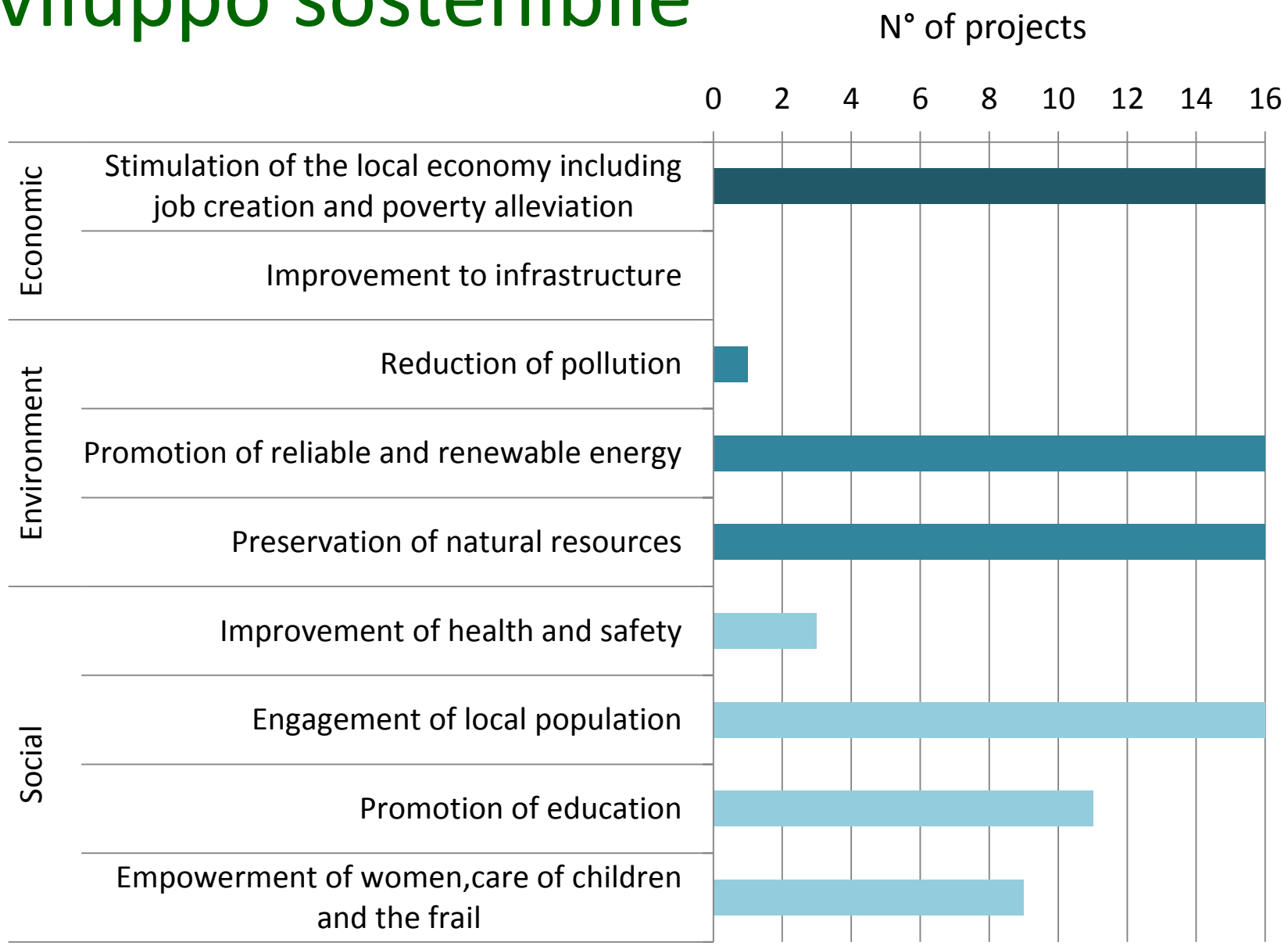

Conclusioni e limiti

- A/R hanno un ruolo importante nel portfolio italiano
- Ci sono i segni di una certa incertezza: in certi casi superfici ridotte
- Ampio utilizzo di specie esotiche
- Ripartizione di costi e benefici tra i paesi coinvolti non è pubblica➔ sconosciuta

- Sviluppo sostenibile: molti progetti dichiarano, anche se con limitazioni
- E comunque è *come* e non *quanto*: diversi studi* mostrano che nonostante le dichiarazioni, il contributo è limitato

*es.Sutter and Parreño, 2007; Olsen, 2007, Gupta et al., 2008, Bakker et al., 2011

Grazie per l’attenzione